



### District Report Card: 2017


<b>State:</b> Jharkhand	<b>District:</b> Kodarma
<b>Class:</b> 8	<b>Subject:</b> Mathematics
<b>Schools:</b> 49	<b>Students:</b> 1203


### Participation/Coverage


#### Students

<div>GENDER</div> <div></div>	Boys				Girls			
	Number		%		Number		%	
	429		35.66		774		64.34	

<div>AREA</div> <div></div>	Rural				Urban			
	Number		%		Number		%	
	1074		89.28		129		10.72	

<div>CATEGORY</div> <div></div>	SC		ST		OBC		GEN	
	Number	%	Number	%	Number	%	Number	%
	230	19.12	8	0.67	879	73.07	86	7.15

<div>CWSN</div> <div></div>	LD	VI	HI	S&LD	ID	Oth
	3	4	4	4	1	44

<div>Management</div> <div></div>	Government			Government-aided		
	Number		%	Number		%
	1182		98.25	21		1.75

### Average Performance of Students in Mathematics (%)

Overall	Gender		Area		Management		Social Group			
	Male	Female	Rural	Urban	Govt.	Aided	SC	ST	OBC	GEN
48.09	47.51	48.41	49.06	39.95	48.47	26.67	44.87	45.00	47.89	58.99

## Performance on Learning Outcomes (LOs)

Learning Outcomes	Description	Average Performance(%)
M601	Solves problems involving large numbers by applying appropriate operations	47.25
M606	Solves problems on daily life situations involving addition and subtraction of fractions / decimals	61.73
M620	Finds out the perimeter and area of rectangular objects in the surroundings like floor of the class room, surfaces of a chalk box etc.	56.04
M621	Arranges given/collected information in the form of table, pictograph and bar graph and interprets them	43.26
M702	Interprets the division and multiplication of fractions	40.73
M705	Solves problems related to daily life situations involving rational numbers	47.22
M706	Uses exponential form of numbers to simplify problems involving multiplication and division of large numbers	42.69
M707	Adds/subtracts algebraic expressions	66.58
M710	Solves problems related to conversion of percentage to fraction and decimal and vice versa	46.18
M717	Finds out approximate area of closed shapes by using unit square grid/graph sheet	40.43
M719	Finds various representative values for simple data from her/his daily life contexts like mean, median and mode	51.72
M721	Interprets data using bar graph	58.64
M801	Generalizes properties of addition, subtraction, multiplication and division of rational numbers through patterns	40.70
M802	Finds rational numbers between two given rational numbers	50.33
M803	Proves divisibility rules of 2, 3, 4, 5, 6, 9 and 11	54.41
M804	Finds squares, cubes, square roots and cube roots of numbers using different methods	61.63
M808	Uses various algebraic identities in solving problems of daily life	35.88
M812	Verifies properties of parallelogram and establishes the relationship between them through reasoning	37.75
M818	Finds surface area and volume of cuboidal and cylindrical object	24.42
M819	Draws and interprets bar charts and pie charts	44.72

Range of Performance of Students who Answered Correctly							
Below 30%		30% - 50%		50% - 75%		Above 75%	
Number	%	Number	%	Number	%	Number	%
290	24.11	349	29.01	437	36.33	127	10.56

## Lowest Performing Learning Outcomes (LOs)

- 1 - Finds surface area and volume of cuboidal and cylindrical object (24.42)
- 2 - Uses various algebraic identities in solving problems of daily life (35.88)
- 3 - Verifies properties of parallelogram and establishes the relationship between them through reasoning (37.75)

4 - Finds out approximate area of closed shapes by using unit square grid/graph sheet (40.43)

5 - Generalizes properties of addition, subtraction, multiplication and division of rational numbers through patterns (40.70)